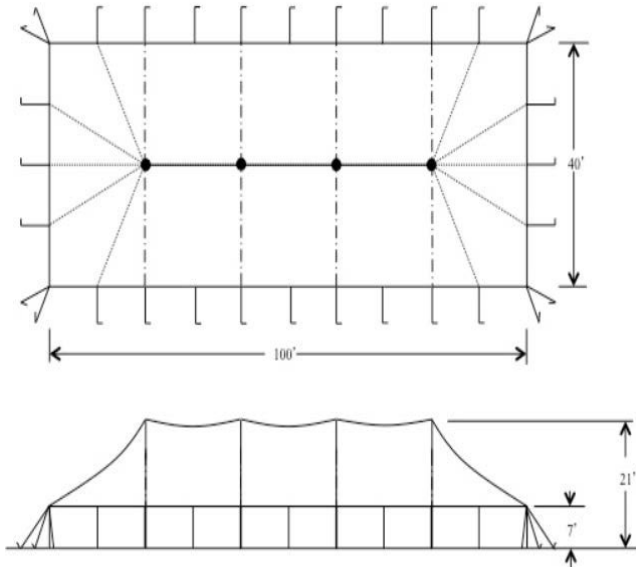


Pole Tents



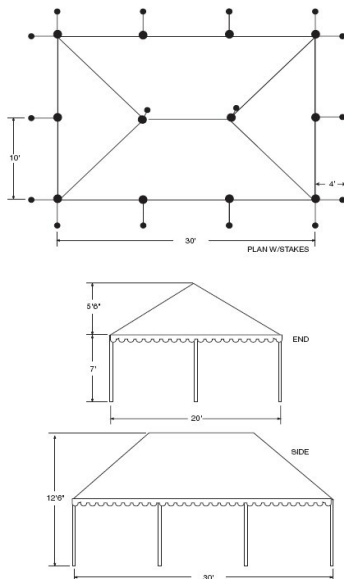
Pole tents are mostly placed on grassy areas with center poles and staking that is driven into the ground. Center poles can be draped and tent liners can be added to make for an elegant look.

Pole tents are available in the following widths: 16' | 20' | 30' | 40' | 60' (sizing chart on page 4)

40x100 Pole Tent Diagram

Frame Tents

20' X 30' WITH 7' SIDES

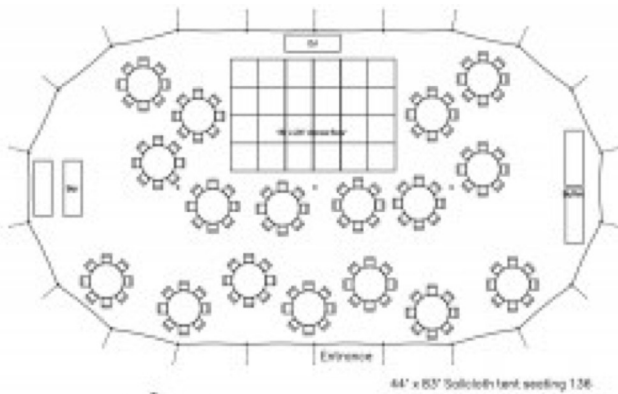


Frame tents are free standing without center poles to maximize square footage. They can go on grass, asphalt, concrete, staging, even, decks and swimming pools. The labor involved is greater than the installation of a pole tent.

Frame tents are available in the following widths: 10' | 12' | 16' | 20' (sizing chart on page 4)

20x30 Frame Tent Diagram

Sailcloth Tents



The Stillwater Sailcloth tent is one of the most versatile, unique tents in the industry. It is a pole tent by design, however, the center and side poles have a natural wood finish. They are mostly placed on grassy areas with center poles and staking that is driven into the ground.

Sailcloth tents are available in the following sizes:

32' Wide by 30' | 40' | 50' | 60' Length

44' Wide by 43' | 63' | 83' | 103' | 133' Length

66' Wide by 43' | 73' | 103' | 133' Length

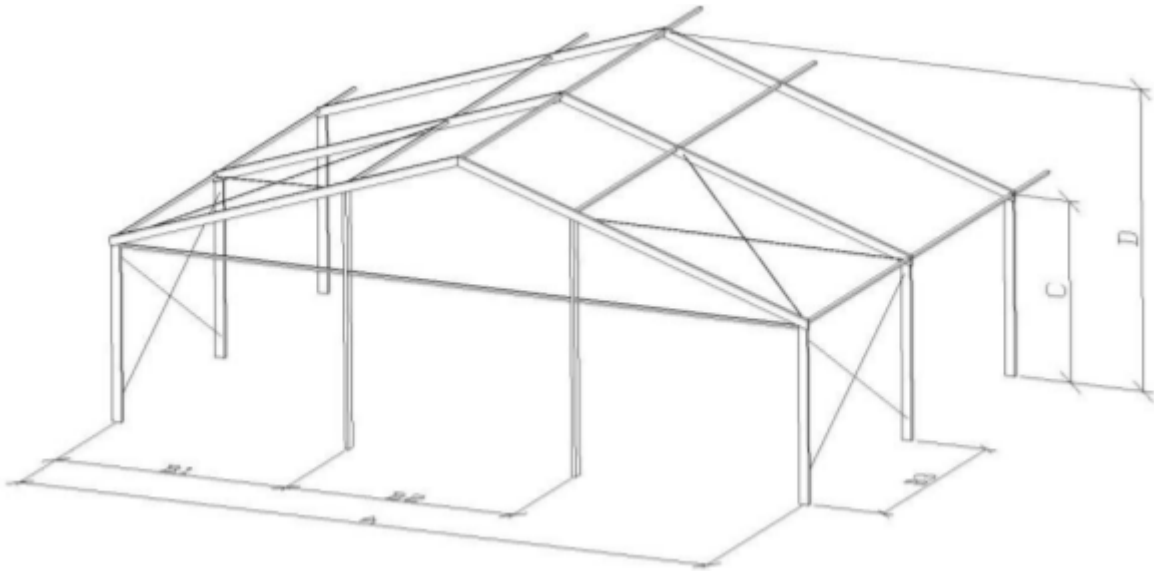
44x83 Sailcloth Tent Diagram

Sailcloth tents are made of very thin sailcloth material through which light can pass.

During the day, filtered sunlight provides for a brighter interior, while at night, the tent appears to glow from the outside.

Due to its oval shape, a sailcloth tent offers a natural location for buffet and bar areas.

Structure Tents



Tent Structures are vinyl covered beams providing uninterrupted floorspace maximizing the square footage within and can be installed on any surface - grass, asphalt, or concrete. They have the highest wind rating in the industry today and can have hardwood floors, carpeted floors, clear gables or tops, internal hard wall divisions, and clear glass doors installed. Commonly rented for corporate events, outdoor events, weddings, and trade shows.

Structures are available in widths of 10' | 20' | 30' | 40' | 50' | 60' | 82' and are expandable in 10' or 15' increments.

Highest wind rating available in the industry today
Flooring installations available
Clear gables available
Clear tops available

50' Wide Structure Tent Diagram



Pole Tent Capacity Chart

Size	Square Footage	Stand-Up Cocktail - no tables	8 ft Rectangle Table Seating	60" Round Table Seating
10x10	100	16 - 20	10 - 12	10
16x16	256	42 - 52	32-36	26
20x20	400	65 - 80	50 - 55	40
20x30	600	75 - 100	60 - 75	60
20x40	800	130 - 160	100 - 115	80
30x30	900	150 - 180	96 - 120	90
30x50	1500	188 - 250	150 - 188	120
40x40	1600	260 - 360	200 - 230	160
40x60	2400	400 - 480	0 - 340	240
40x80	3200	530 - 640	400 - 455	320
40x100	4000	650 - 800	500 - 550	400
40x120	4800	800 - 960	600 - 80	480
60x60	3600	600 - 720	450 - 514	360
60x90	5400	900 - 1080	675 - 772	540

Frame Tent Capacity Chart

Size	Square Footage	Stand-Up Cocktail - no tables	8 ft Rectangle Table Seating	60" Round Table Seating
16x16	256	42 - 52	32-36	26
10x20	400	60 - 70	48 - 58	40
20x30	600	75 - 100	60 - 75	60
20x40	800	130 - 160	100 - 115	80
30x30	900	150 - 180	112 - 130	90
40x40	1600	260 - 360	200 - 230	160